

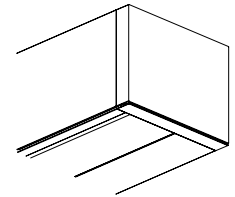
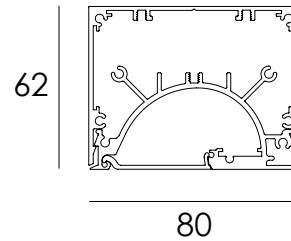
WYN IP22 SM

SURFACE MOUNTED PROFILES

DARKON

THE EDGE OF LIGHT

IP22 LED



WYN IP SYSTEM SM is a recessed indirect luminaire with asymmetrical light distribution making it ideal for wall or ceiling washing applications. It features an optional clip in lens and easy install mounting box.

SPECIFICATIONS

COLOUR

WHITE / BLACK / SILVER / CUSTOM

NOTE: INTERIOR OF FITTING IS WHITE FOR ALL FINISHES

LAMP

TRIDONIC STARK LLE16 HE / HO G4

OUTPUT P/MTR

HE 350mA:	26.9W p/mtr	2,050 lm p/mtr
HE 400mA:	31.0W p/mtr	2,322 lm p/mtr
HE 450mA:	35.8W p/mtr	2,562 lm p/mtr
HE 500mA:	39.7W p/mtr	2,792 lm p/mtr
HO 350mA:	35.1W p/mtr	2,677 lm p/mtr
HO 400mA:	40.5W p/mtr	3,032 lm p/mtr
HO 450mA:	46.9W p/mtr	3,334 lm p/mtr
HO 500mA:	52.5W p/mtr	3,640 lm p/mtr

NOTE: SYSTEM WATTAGE / EXIT LUMENS @ 4K

COLOUR TEMP

3000K / 4000K

OPTICS

ASYMMETRICAL LIGHT DISTRIBUTION

DIMMING

DALI / DSI / SWITCH DIM

MOUNTING OPTIONS

REC / SM

CODE NAME

NAME: WYN IP22

LENGTH: _____

LENGTH CUST: _____

MOUNTING: SM

COLOUR: WHT BLK SLV CUST

COLOUR CUST: _____

LENS: CLEAR NO LENS

OUTPUT: HE HO

CURRENT: 350mA 400mA 450mA 500mA

COLOUR TEMP: 3K 4K

DIMMING: NON DIM DIM

FLEX: FLEX & PLUG

ORIENTATION: A B C D

ORIENTATION: E F G H

EXAMPLE CODE NAME

WYN IP22 / 590 / SM / WHT / CLEAR + HE / 350mA / 3K / DIM / FLEX & PLUG / A

PROJECT: _____

LUMINAIRE REF: _____

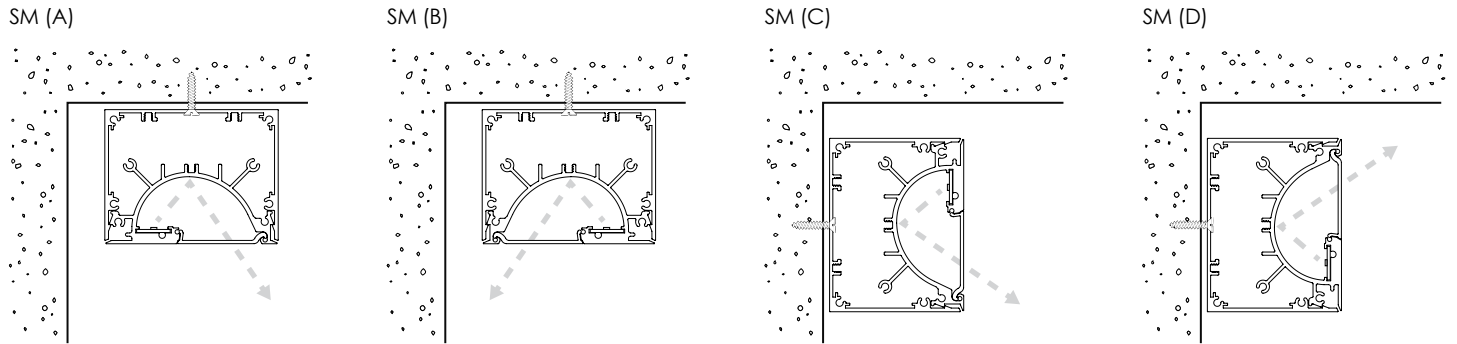
QTY: _____

SPECIFIER DETAILS: _____

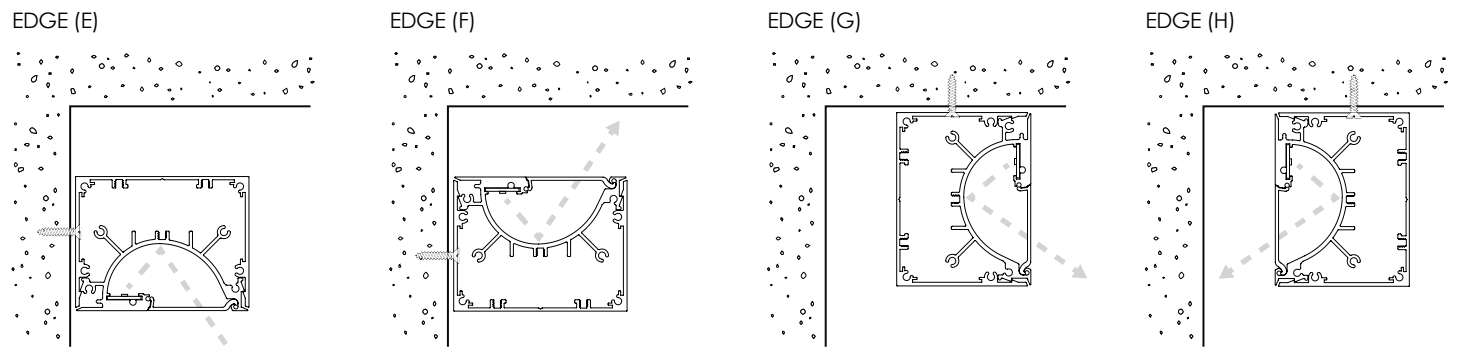
REV: 03/05/18

DARKON.COM.AU

SURFACE MOUNT ORIENTATIONS



EDGE MOUNT ORIENTATIONS



PROJECT:

LUMINAIRE REF:

QTY:

SPECIFIER DETAILS:

REV: 03/05/18

DARKON.COM.AU